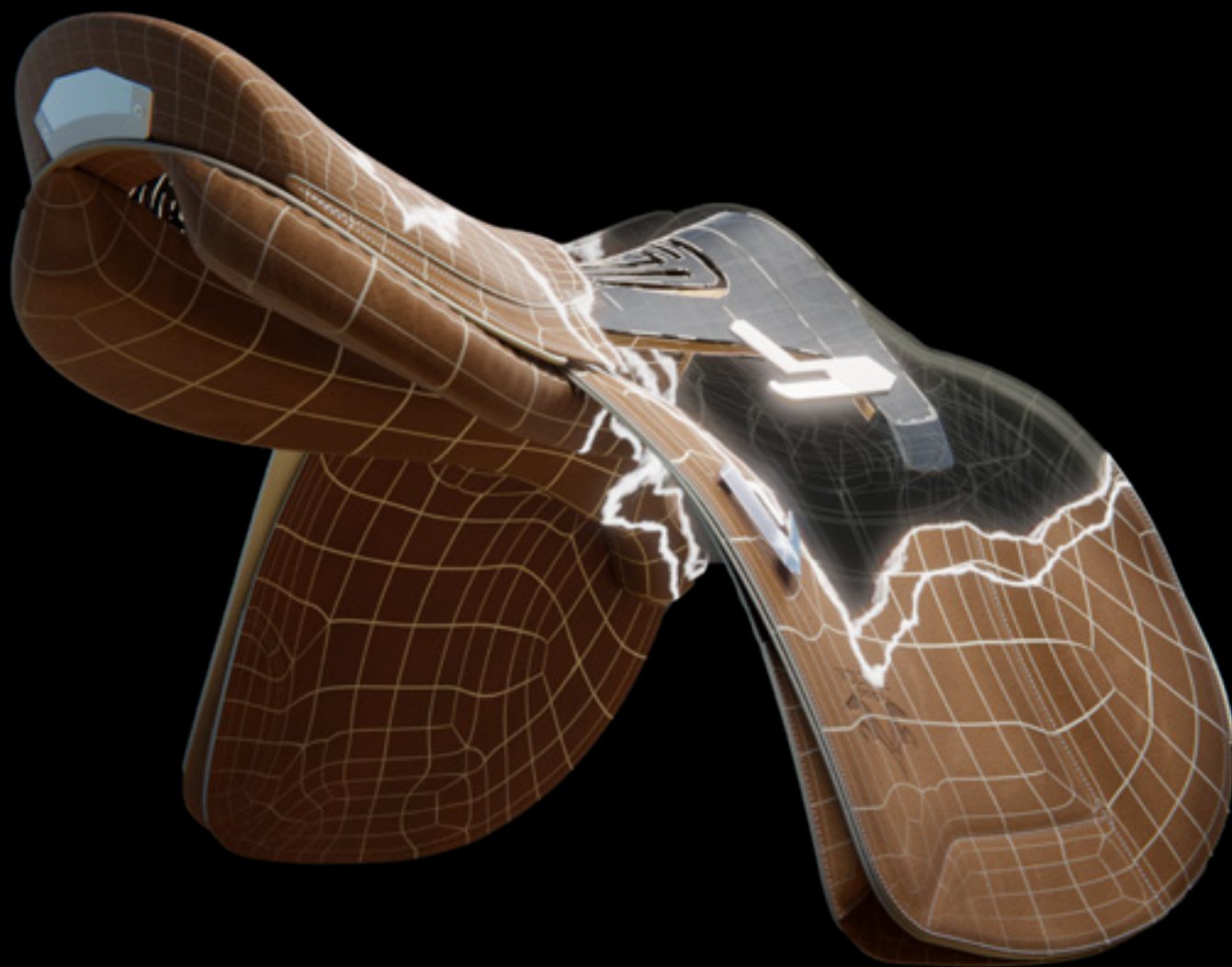


blue *Infinite*

The Saddle 3.0



Quick Start Guide

The App

1. Download the Voltaire Design app



2. Create your account



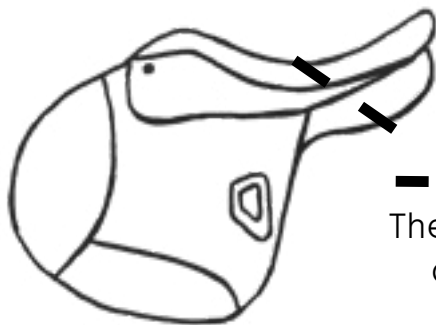
3. Create your horses




The Blue Infinite Saddle

1. Charge your saddle

Charge your saddle for at least 45 minutes before your first ride.



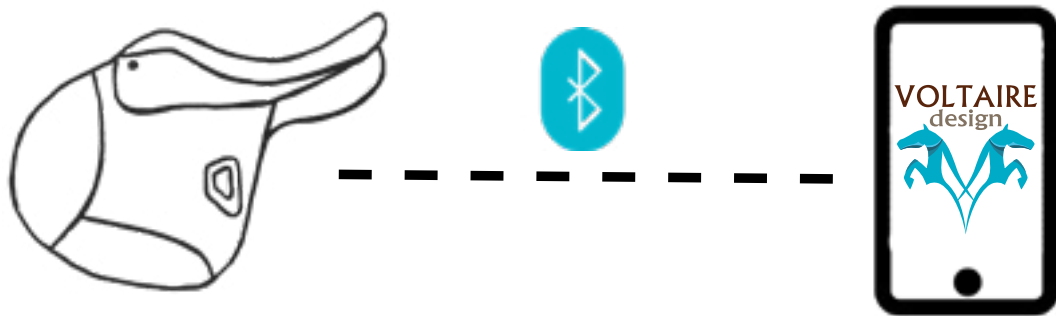
The plug is located on the left side of the saddle behind the flap.



Every Blue Infinite leaves the workshop with a full battery, but transit time may deplete the charge.

2. Bluetooth : connect to your saddle

Connect your mobile device to the bluetooth as a regular bluetooth system.
The Blue Infinite is named "VOLT+unic saddle code"



If "no saddle found" message

- Make sure your saddle is charged
- Make sure no one else is connected
- Make sure you are close by your saddle

For further assistance please contact :

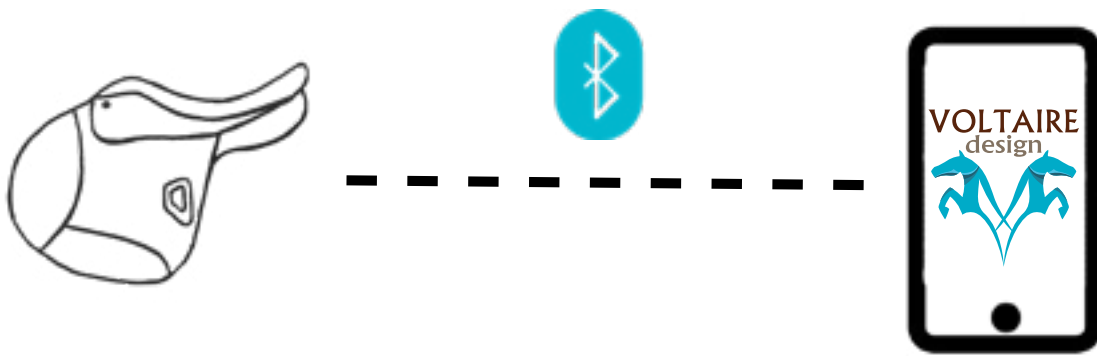
contact@voltaire-design.com

US : (561) 569 4048
FR : +33 5 59 41 20 55

De : +49 309 82 89 382
UK: +44 33068 45145

Start your training session

Pick your horse on your Voltaire application and start your training!



Find out more how to ride with a connected device on
[VoltaireDesign.com](https://www.voltairedesign.com)
and
[Voltaire Design Youtube Channel](#)

IMPORTANT :

You must carry your phone when riding to record speed data.

Stay by your saddle when you end a training session so it can upload.

If service is weak or non existent, the data will upload to your phone at a later time

Battery life of the Blue Infinite saddle is 8-10h of use and 2 weeks standby mode

The Blue Infinite saddle is water resistant but not waterproof

IT'S ONLY THE BEGINNING !

The app will continually be updated to enable the full potential of this new technology

For feedback and comments, contact us at :
contact@voltaire-design.com

Thanks for being a pioneer !

blue
The Saddle 3.0 *Infinite*

